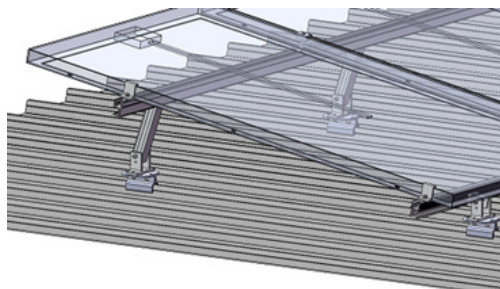



PV-ezRack SolarRoof Adjustable Tilt Legs, preassembly

- Assembly -




Install with Klip-lok Interface



Install on tin roof directly

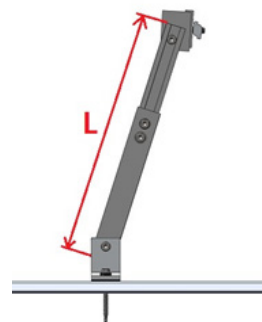
- Components -



Adjustable Tilt Legs, preassembly
 Part No.: ER-TL-10/15/PS; ER-TL-15/30/PS
 Bar Code: 13-12017-065; 13-12017-066

- Technical Specification -

Screw Specification	4 x Buildex 14-11 x 70 (14 gauge, 6.3 mm, 11 TPI, 70 mm long) Hex Head Zips screw
Adjustable Range	ER-TL-10/15/PS: 10-15° (L: 260-375 mm) ER-TL-15/30/PS: 15-30° (L: 390-635 mm)
Weight	ER-TL/10/15/PS: 1.056kg ER-TL/15/30/PS: 1.277 kg
Packaging	ER-TL-10/15/PS: 14 units per carton ER-TL-15/30/PS: 14 units per carton
Material	Tilt Legs: AL6005-T5; Fasteners: SUS304
Color	Silver (half-anodized no less than 10 μm)



Adjustable Length for Rear Leg